

IMPACT ANALYSIS AND USER EXPERIENCE

Evaluation of the Metadata Portfolio Detailed Results

CESSDA Metadata Management (CMM) Project
Deliverable D5
April 2017
Irena Vipavc Brvar, Irena Bolko (UL-ADP)

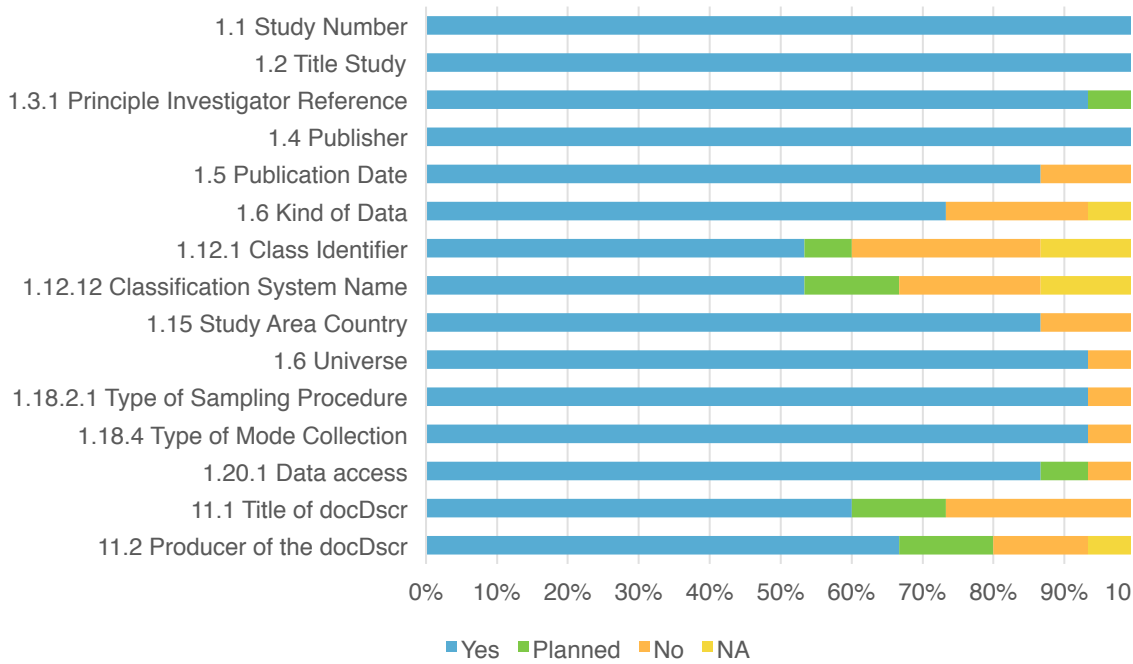
SECTION 1: Mandatory Elements

Table 1.1: Availability of Mandatory elements in national language and in English

Mandatory element	Available in national language				Available in English			
	N	f(Yes)	f(Plan)	f(No)	N	f(Yes)	f(Plan)	f(No)
1.1 Study Number	15	15	0	0	13	10	1	2
1.2 Title Study	15	15	0	0	14	11	1	2
1.3.1 Principle Investigator Reference	15	14	1	0	13	10	1	2
1.4 Publisher	15	15	0	0	13	10	1	2
1.5 Publication Date	15	13	0	2	13	10	1	2
2.6 Kind of Data	14	11	0	3	14	9	1	4
1.12.1 Class Identifier	13	8	1	4	12	6	2	4
1.12.2 Classification System Name	13	8	2	3	12	6	3	3
1.15 Study Area Country	15	13	0	2	14	8	1	5
1.16 Universe	15	14	0	1	14	9	1	4
1.18.2.1 Type of Sampling Procedure	15	14	0	1	14	9	1	4
1.18.4 Type of Mode Collection	15	14	0	1	14	10	1	3
1.20.1 Data access	15	13	1	1	14	10	1	3
11.1 Title of study documentation	15	9	2	4	13	8	2	3
11.2 Producer of the study documentation	14	10	2	2	13	9	2	2

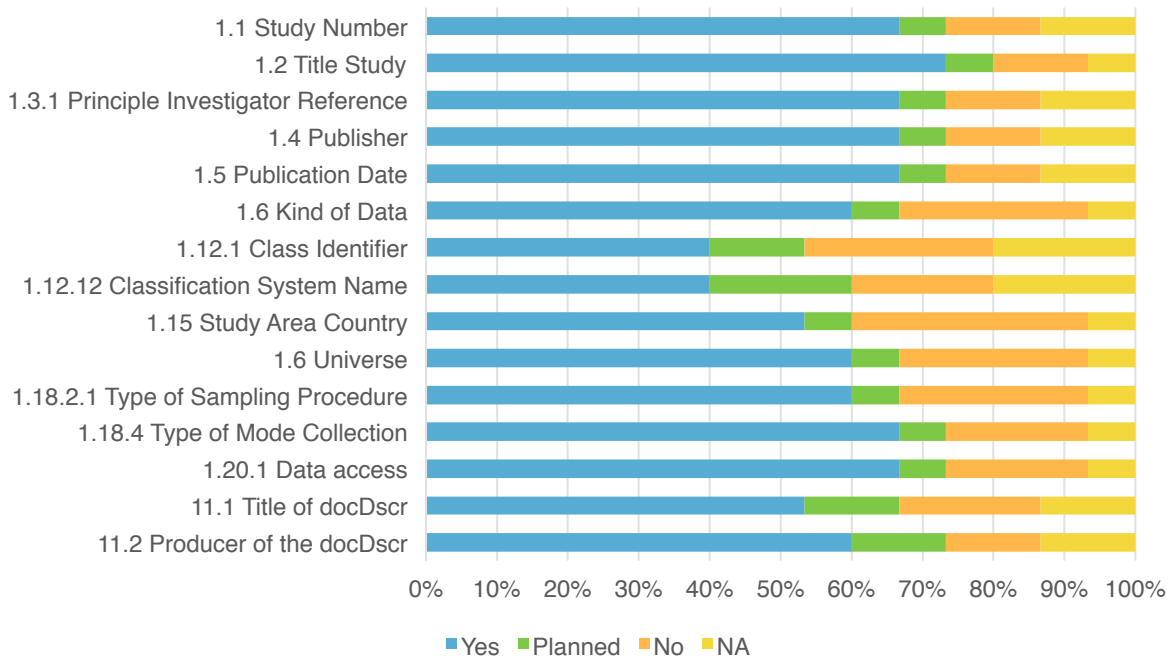
Source: Impact analysis survey, 2017

Figure 1.1: Availability of Mandatory elements in national language (n=15)



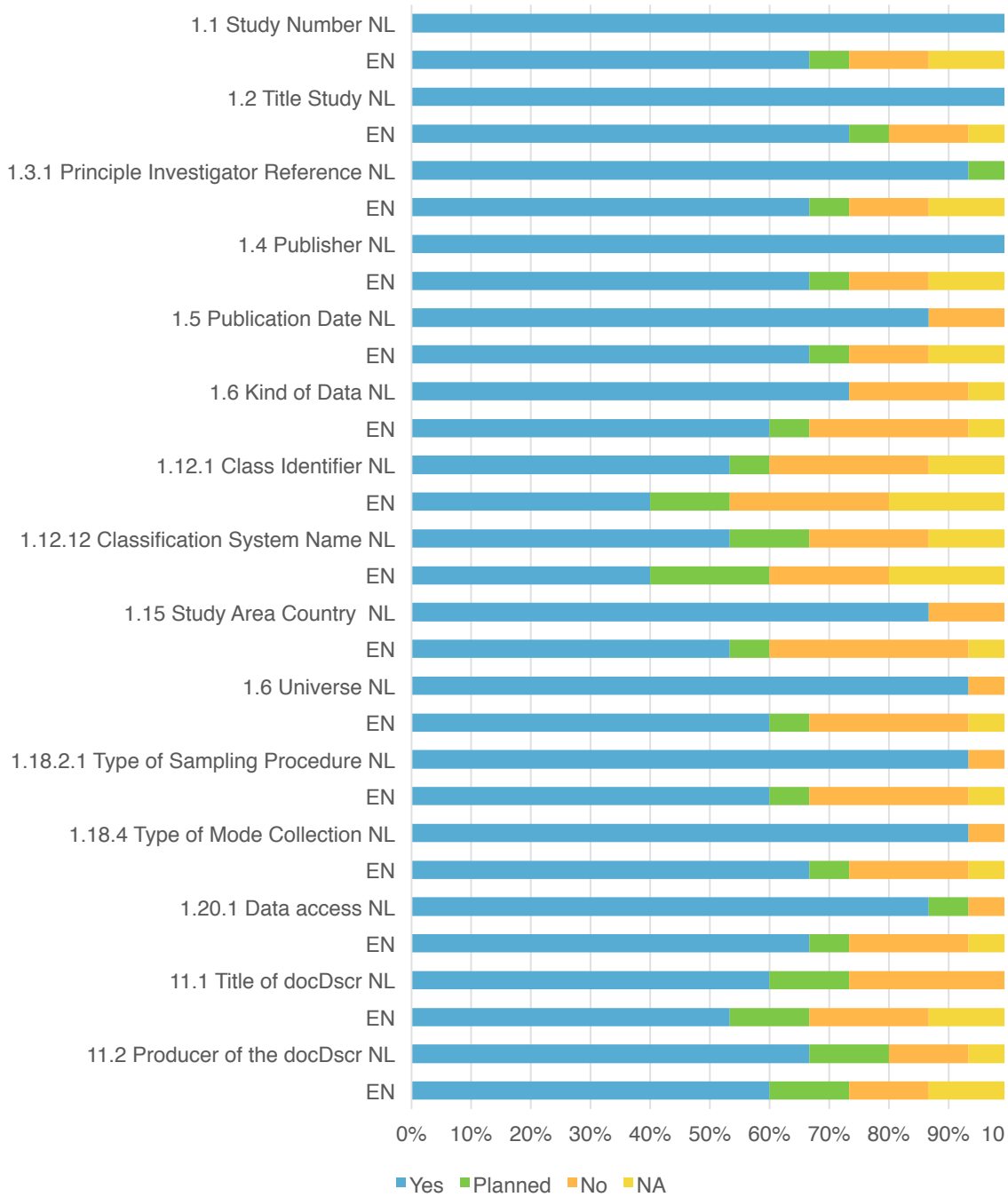
Source: Impact analysis survey, 2017

Figure 1.2: Availability of Mandatory elements in English language (n=15)



Source: Impact analysis survey, 2017

Figure 1.3: Availability of Mandatory elements in national language (NL) and English (EN) (n=15)



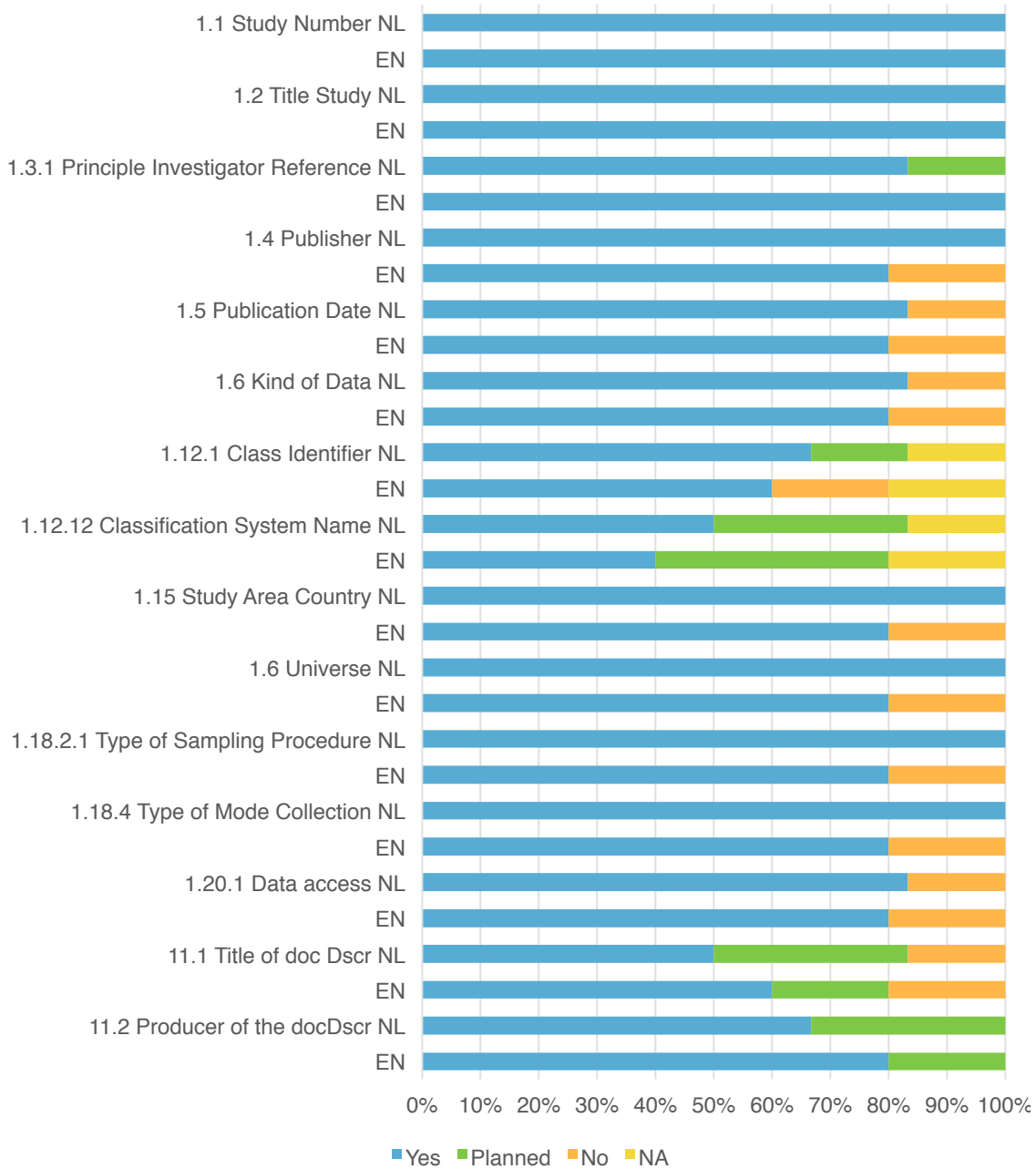
Source: Impact analysis survey, 2017

Table 1.2: Availability of Mandatory elements in national language and in English for middle developed countries (Austria, Czech Republic, France, Greece, Lithuania, Slovenia)

Mandatory element	Available in national language				Available in English			
	N	f(Yes)	f(Plan)	f(No)	N	f(Yes)	f(Plan)	f(No)
1.1 Study Number	6	6	0	0	6	5	1	0
1.2 Title Study	6	6	0	0	6	5	1	0
1.3.1 Principle Investigator Reference	6	5	1	0	6	5	1	0
1.4 Publisher	6	6	0	0	6	4	1	1
1.5 Publication Date	6	5	0	1	6	4	1	1
2.6 Kind of Data	6	5	0	1	6	4	1	1
1.12.1 Class Identifier	5	4	1	0	5	3	1	1
1.12.2 Classification System Name	5	3	2	0	5	2	3	0
1.15 Study Area Country	6	6	0	0	6	4	1	1
1.16 Universe	6	6	0	0	6	4	1	1
1.18.2.1 Type of Sampling Procedure	6	6	0	0	6	4	1	1
1.18.4 Type of Mode Collection	6	6	0	0	6	4	1	1
1.20.1 Data access	6	5	0	1	6	4	1	1
11.1 Title of study documentation	6	3	2	1	6	3	2	1
11.2 Producer of the study documentation	6	4	2	0	6	4	2	0

Source: Impact analysis survey, 2017

Figure 1.4: Availability of Mandatory elements in national language (n=6) and English language (n=5) for middle developed countries (Austria, Czech Republic, France, Greece, Lithuania, Slovenia)



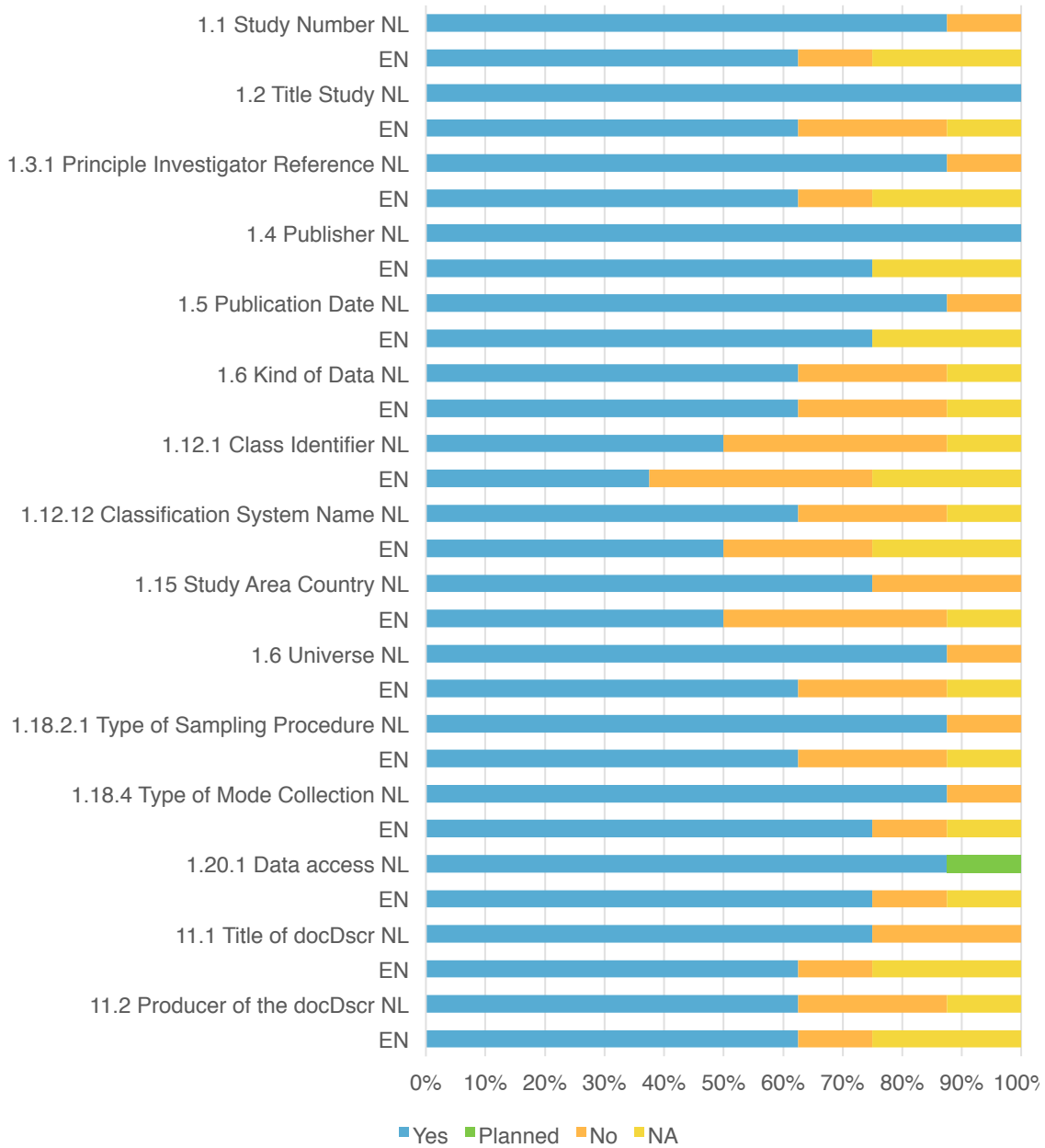
*Austria not included in English part
Source: Impact analysis survey, 2017

Table 1.3: Availability of Mandatory elements in national language and in English for developed countries (Denmark, Finland, Germany, Netherlands, Norway, Sweden, Switzerland, United Kingdom)

Mandatory element	Available in national language				Available in English			
	N	f(Yes)	f(Plan)	f(No)	N	f(Yes)	f(Plan)	f(No)
1.1 Study Number	8	8	0	0	6	5	0	1
1.2 Title Study	8	8	0	0	7	5	0	2
1.3.1 Principle Investigator Reference	8	8	0	0	6	5	0	1
1.4 Publisher	8	8	0	0	6	6	0	0
1.5 Publication Date	8	7	0	1	6	6	0	0
2.6 Kind of Data	7	5	0	2	7	5	0	2
1.12.1 Class Identifier	7	4	0	3	6	3	0	3
1.12.2 Classification System Name	7	5	0	2	6	4	0	2
1.15 Study Area Country	8	6	0	2	7	4	0	3
1.16 Universe	8	7	0	1	7	5	1	2
1.18.2.1 Type of Sampling Procedure	8	7	0	1	7	5	0	2
1.18.4 Type of Mode Collection	8	7	0	1	7	6	0	1
1.20.1 Data access	8	7	1	0	7	6	0	1
11.1 Title of study documentation	8	6	0	2	6	5	0	1
11.2 Producer of the study documentation	7	5	0	2	6	5	0	1

Source: Impact analysis survey, 2017

Figure 1.5: Availability of Mandatory elements in national and English language for developed countries (Denmark, Finland, Germany, Netherlands, Norway, Sweden, Switzerland, United Kingdom) (n=8)



Source: Impact analysis survey, 2017

Table 1.4: Usage of controlled vocabulary in mandatory elements

Source: Impact analysis survey, 2017

Usage of CV - Mandatory element	N	f(Yes)	f(Plan to use)	f(No)
1.2 Title Study - my own CV / ISO code	10	4	2	4
1.3.1 Principle Investigator Reference	9	1	2	6
1.4 Publisher - my own CV/ DDI CV	9	3	0	6
1.5 Publication Date - my own CV / ISO code	11	7	3	1
2.6 Kind of Data - my own CV/ DDI CV	11	7	1	3
1.12.1 Class Identifier	7	4	0	3
1.12.2 Classification System Name	7	3	0	4
1.15 Study Area Country - my own CV / ISO code	11	4	4	3
1.16 Universe	8	1	0	7
1.18.2.1 Type of Sampling Procedure - my own CV/ DDI CV	13	6	2	5
1.18.4 Type of Mode Collection - my own CV/ DDI CV	13	8	2	3
1.20.1 Data access	10	5	1	4
11.1 Title of study documentation	7	1	0	6
11.2 Producer of the study documentation	7	1	0	6

Table 1.5: Usage of controlled vocabulary in mandatory elements for middle developed countries (Austria, Czech Republic, France, Greece, Lithuania, Slovenia)

Usage of CV - Mandatory element	N	f(Yes)	f Plan to use)	f(No)
1.2 Title Study - my own CV / ISO code	4	1	2	1
1.3.1 Principle Investigator Reference	4	1	1	2
1.4 Publisher - my own CV/ DDI CV	4	3	0	1
1.5 Publication Date - my own CV / ISO code	4	2	2	0
2.6 Kind of Data - my own CV/ DDI CV	3	2	1	0
1.12.1 Class Identifier	3	3	0	0
1.12.2 Classification System Name	3	3	0	0
1.15 Study Area Country - my own CV / ISO code	3	0	3	0
1.16 Universe	3	1	0	2
1.18.2.1 Type of Sampling Procedure - my own CV/ DDI CV	4	2	1	1
1.18.4 Type of Mode Collection - my own CV/ DDI CV	4	2	1	1
1.20.1 Data access	4	3	0	1
11.1 Title of study documentation	2	1	0	1
11.2 Producer of the study documentation	2	1	0	1

Source: Impact analysis survey, 2017

Table 1.6: Usage of controlled vocabulary in mandatory elements for developed countries (Denmark, Finland, Germany, Netherlands, Norway, Sweden, Switzerland, United Kingdom)

Usage of CV - Mandatory element	N	f(Yes)	f(Plan to use)	f(No)
1.2 Title Study – my own CV / ISO code	5	3	0	2
1.3.1 Principle Investigator Reference	4	0	0	4
1.4 Publisher – my own CV/ DDI CV	4	0	0	4
1.5 Publication Date – my own CV / ISO code	6	5	0	1
2.6 Kind of Data – my own CV/ DDI CV	7	5	0	2
1.12.1 Class Identifier	3	1	0	2
1.12.2 Classification System Name	3	0	0	3
1.15 Study Area Country – my own CV / ISO code	7	4	0	3
1.16 Universe	4	0	0	4
1.18.2.1 Type of Sampling Procedure – my own CV/ DDI CV	8	4	1	3
1.18.4 Type of Mode Collection – my own CV/ DDI CV	8	6	1	1
1.20.1 Data access	5	2	1	2
11.1 Title of study documentation	4	0	0	4
11.2 Producer of the study documentation	4	0	0	4

Source: Impact analysis survey, 2017

SECTION 2: General Evaluation

Table 2.1: Average scores for System usability scale items

Statement	n	M	SD
I think we will bring the Portfolio into use.	13	3.85	1.21
I found the Portfolio unnecessarily complex.	14	2.07	0.73
I thought the Portfolio was easy to use.	14	3.77	0.93
I think that I would need the support of a co-worker to be able to use the Portfolio.	14	2.14	1.17
I think that we would need support from CESSDA MO or other SPs to be able to use the Portfolio.	13	2.08	1.26
I found the elements in the Portfolio cover the elements in our current study description.	14	3.93	1.00
I thought there was too much inconsistency in the Portfolio.	13	1.85	0.80
I would imagine that most people would learn to use the Portfolio very quickly.	12	3.59	0.90
I found the Portfolio very cumbersome to use.	12	2.33	1.07
I feel very confident about implementing the Portfolio in our organisation.	13	3.54	1.20
I would need to learn a lot of things before I could get going with the Portfolio.	13	1.85	0.90

Source: Impact analysis survey, 2017

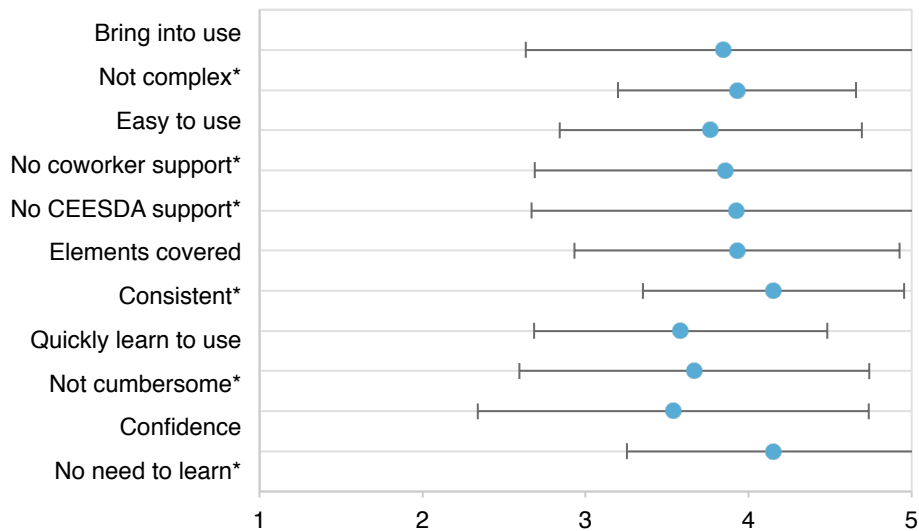
Table 2.2: Average scores for System usability scale items with reversed scoring for some of the items

Statement	<i>n</i>	<i>M</i>	<i>SD</i>
I think we will bring the Portfolio into use.	13	3.85	1.21
I found the Portfolio unnecessarily complex.*	14	3.93	0.73
I thought the Portfolio was easy to use.	14	3.77	0.93
I think that I would need the support of a co-worker to be able to use the Portfolio.*	14	3.86	1.17
I think that we would need support from CEESDA MO or other SPs to be able to use the Portfolio.*	13	3.92	1.26
I found the elements in the Portfolio cover the elements in our current study description.	14	3.93	1.00
I thought there was too much inconsistency in the Portfolio.*	13	4.15	0.80
I would imagine that most people would learn to use the Portfolio very quickly.	12	3.59	0.90
I found the Portfolio very cumbersome to use.*	12	3.87	1.07
I feel very confident about implementing the Portfolio in our organisation.	13	3.54	1.20
I would need to learn a lot of things before I could get going with the Portfolio.*	13	4.15	0.90

*Reversed items scoring

Source: Impact analysis survey, 2017

Figure 2.1: Average scores for System usability scale items



*Reversed items scoring

Source: Impact analysis survey, 2017

Table 2.3: Average scores for System usability scale items for middle developed countries (Austria, Czech Republic, France, Greece, Lithuania, Slovenia)

Statement	<i>n</i>	<i>M</i>	<i>SD</i>
I think we will bring the Portfolio into use.	6	3.83	0.98
I found the Portfolio unnecessarily complex.	6	2	0.63
I thought the Portfolio was easy to use.	6	3.83	0.75
I think that I would need the support of a co-worker to be able to use the Portfolio.	6	2	1.27
I think that we would need support from CESSDA MO or other SPs to be able to use the Portfolio.	6	2.5	1.64
I found the elements in the Portfolio cover the elements in our current study description.	6	4.17	0.75
I thought there was too much inconsistency in the Portfolio.	6	1.83	0.75
I would imagine that most people would learn to use the Portfolio very quickly.	6	3.33	1.03
I found the Portfolio very cumbersome to use.	6	2.5	1.05
I feel very confident about implementing the Portfolio in our organisation.	6	3.33	0.82
I would need to learn a lot of things before I could get going with the Portfolio.	6	2	1.10

Source: Impact analysis survey, 2017

Table 2.4: Average scores for System usability scale items **with reversed scoring** for some of the items for middle developed countries (Austria, Czech Republic, France, Greece, Lithuania, Slovenia)

Statement	<i>n</i>	<i>M</i>	<i>SD</i>
I think we will bring the Portfolio into use.	6	3.83	0.98
I found the Portfolio unnecessarily complex.*	6	4	0.63
I thought the Portfolio was easy to use.	6	3.83	0.75
I think that I would need the support of a co-worker to be able to use the Portfolio.*	6	4	1.27
I think that we would need support from CESSDA MO or other SPs to be able to use the Portfolio.*	6	3.5	1.64
I found the elements in the Portfolio cover the elements in our current study description.	6	4.17	0.75
I thought there was too much inconsistency in the Portfolio.*	6	4.17	0.75
I would imagine that most people would learn to use the Portfolio very quickly.	6	3.33	1.03
I found the Portfolio very cumbersome to use.*	6	3.5	1.05
I feel very confident about implementing the Portfolio in our organisation.	6	3.33	0.82
I would need to learn a lot of things before I could get going with the Portfolio.*	6	4	1.10

*Reversed items scoring

Source: Impact analysis survey, 2017

Table 2.5: Average scores for System usability scale items for developed countries (Denmark, Finland, Germany, Netherlands, Norway, Sweden, Switzerland, United Kingdom)

Statement	<i>n</i>	<i>M</i>	<i>SD</i>
I think we will bring the Portfolio into use.	6	4	1.55
I found the Portfolio unnecessarily complex.	7	2.29	0.75
I thought the Portfolio was easy to use.	6	3.45	1.05
I think that I would need the support of a co-worker to be able to use the Portfolio.	7	2.43	1.13
I think that we would need support from CESSDA MO or other SPs to be able to use the Portfolio.	6	1.5	0.55
I found the elements in the Portfolio cover the elements in our current study description.	7	3.71	1.25
I thought there was too much inconsistency in the Portfolio.	6	2	0.89
I would imagine that most people would learn to use the Portfolio very quickly.	5	3.8	0.84
I found the Portfolio very cumbersome to use.	5	2.4	1.14
I feel very confident about implementing the Portfolio in our organisation.	6	3.83	1.60
I would need to learn a lot of things before I could get going with the Portfolio.	6	1.5	0.55

Source: Impact analysis survey, 2017

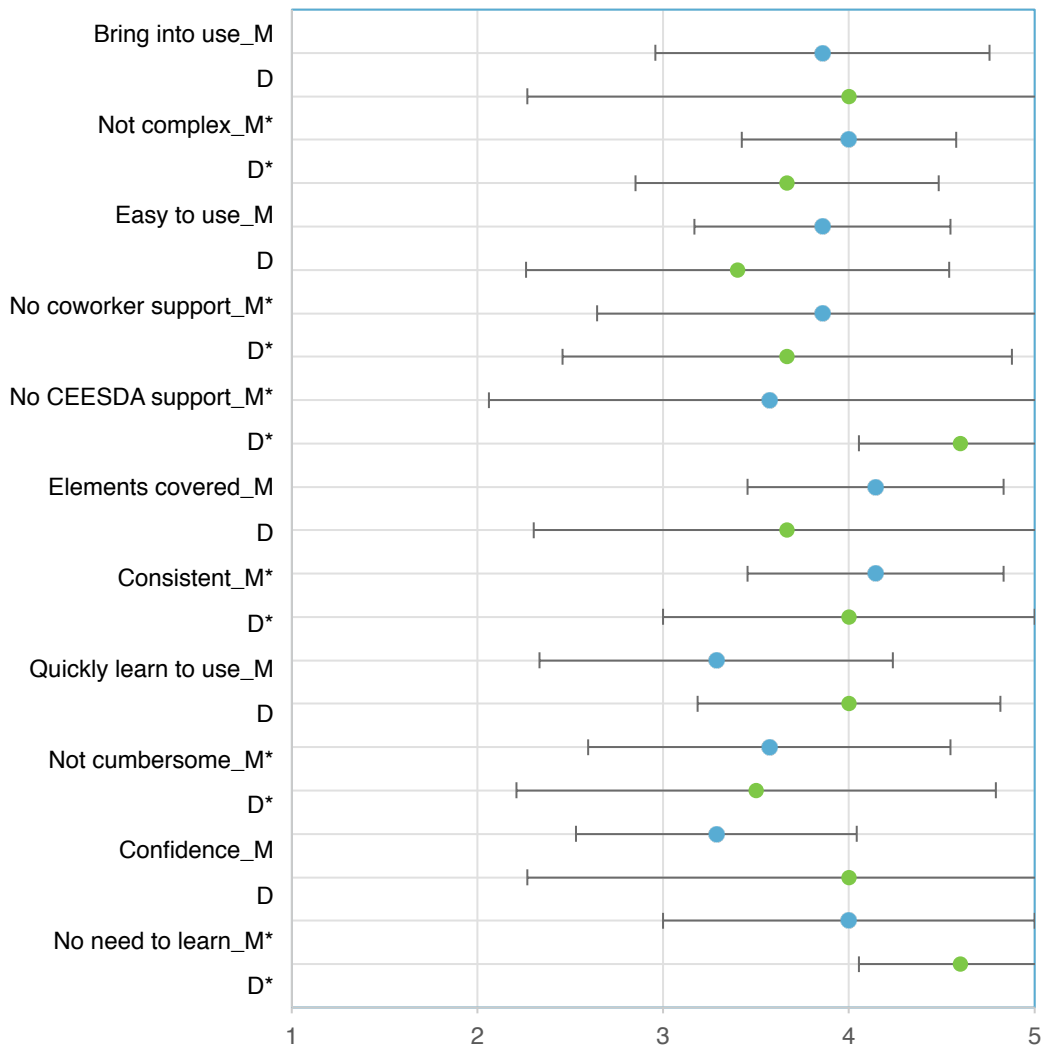
Table 2.6: Average scores for System usability scale items **with reversed scoring** for some of the items for developed countries (Denmark, Finland, Germany, Netherlands, Norway, Sweden, Switzerland, United Kingdom)

Statement	<i>n</i>	<i>M</i>	<i>SD</i>
I think we will bring the Portfolio into use.	6	4	1.55
I found the Portfolio unnecessarily complex.*	7	3.71	0.75
I thought the Portfolio was easy to use.	6	3.5	1.05
I think that I would need the support of a co-worker to be able to use the Portfolio.*	7	3.57	1.13
I think that we would need support from CESSDA MO or other SPs to be able to use the Portfolio.*	6	4.5	0.55
I found the elements in the Portfolio cover the elements in our current study description.	7	3.71	1.25
I thought there was too much inconsistency in the Portfolio.*	6	4	0.89
I would imagine that most people would learn to use the Portfolio very quickly.	5	3.8	0.84
I found the Portfolio very cumbersome to use.*	5	3.6	1.14
I feel very confident about implementing the Portfolio in our organisation.	6	3.83	1.60
I would need to learn a lot of things before I could get going with the Portfolio.*	6	4.5	0.55

*Reversed items scoring

Source: Impact analysis survey, 2017

Figure 2.2: Average scores for System usability scale items for middle developed countries (Austria, Czech Republic, France, Greece, Lithuania, Slovenia) and for developed countries (Denmark, Finland, Germany, Netherlands, Norway, Sweden, Switzerland, United Kingdom) using reversed items



*Reversed items scoring

Source: Impact analysis survey, 2017

SECTION 3: Providing Metadata

Table 3.1: Providing metadata

	Available in national language (n=15)	Available in English (n=14)
Study description in metadata	15	11
Variable description in metadata	13	7
Question text in metadata	12	5

Source: Impact analysis survey, 2017